

LITHRONE GX29

advance



29" Offset Printing Press

KOMORI

LITHRONE GX29

advance

Supports sheet sizes up to 610 mm × 750 mm (24.0" × 29.5")
— perfectly suited to diverse printing needs

The Lithrone GX29 advance provides **world-class ROI***1

*1 ROI: Return on Investment



- Delivers high-quality printing even on specialty substrates such as clear film and metallized paper, making it ideal for a wider range of commercial and package printing applications.
- Accommodates sheet sizes up to 610 mm × 750 mm (24.0" × 29.5"), optimizing imposition efficiency for a wide range of jobs.
- Stable sheet feeding and delivery performance enabling high-speed printing, even on heavy stock.
- ① Feeder and delivery, ② Komorimatic dampening system, and ③ Operating systems were enhanced. Promotes high-speed production, along with reduced makeready time, and reduced waste, providing a world-class ROI.
- Using KP-Connect Pro to link prepress, press and postpress, optimizes the overall production process, helping to create smart factories that maximize productivity.
- Enhanced KID screen layout helps operators move through press functions faster, improving overall work efficiency.
- An eco-friendly offset printing press with three environmentally responsible press functions*2 that reduce power consumption, paper waste, and greenhouse gas emissions.

*2 Smart inking flow, DC Blower, and e-Mist



Photo: GLX-929A+C+DU

* Model in photograph includes optional specifications.

Print on virtually any substrate



A New Press Designed for High-Added-Value Printing


Flexible with a wide range of special substrates

Customer demands are diverse.

With the Lithrone GX29 advance, you can offer not only high quality and productivity but also the ability to print on a wide range of substrates. This enables more value-added proposals and opens up new business opportunities.

- Metallized paper
- Clear film/plastics (PET, PP, etc.)
- Opaque paper (e.g., synthetic paper)





Unique format size for optimized imposition and improved profitability

With support for a maximum paper size of 610 mm × 750 mm (24.0" × 29.5"), the Lithrone GX29 advance efficiently handles diverse jobs such as cards, films, cigarette cartons, and compact pharmaceutical packaging, streamlining the imposition process.



Comparison of standard 29" sheet size vs. Lithrone GX29 advance's maximum sheet size



Capable of 72-up layout for standard trading cards (63 mm × 88 mm)

Coater plate changing can be quickly handled by a single operator

Coater clamp system advance

A new tension mechanism was adopted for coater clamping. Plate tension can be adjusted by manipulating a single adjustment on the gripper and tail side, allowing for easy plate changing by a single operator. Coater blanket and resin plate changing time is shortened by approximately 40% compared to previous.

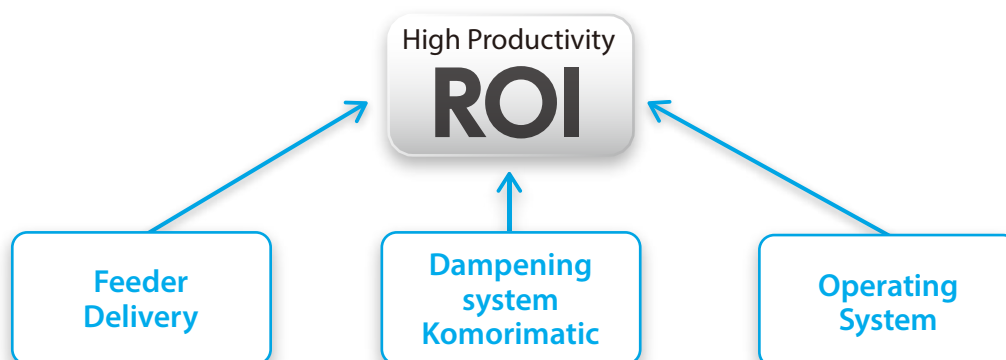


* Includes options.

advance presses offer high ROI

ROI is the lifeblood of printing companies, and the advance series of presses is dedicated to providing world-class ROI. Komori achieves this high ROI by focusing on three areas.

Improved paper feed and delivery allow for shorter production printing time when printing speed is increased. Additionally, shorter makeready time allows for more jobs to be handled in the same amount of time. Improved production efficiency allows for downsizing, for instance by handling jobs previously carried out on three presses on two presses instead, thus increasing productivity. Additionally, shorter makeready time allows for more jobs within a given timeframe.




- Improved feeder/delivery performance in high-speed operation (Stable operation with light or heavy stocks)
- Easy operation by means of automation
- Significant improvement of sheet alignment performance

- Dot sharpness and outstanding quality stability
- Quick color adjustment during makeready
- Improved suitability for high-speed, long-run printing

- Major reduction of touchpoints
- Quick and accurate feedback control by linkage between systems
- Automatic presets by KP-Connect linkage





Feeder section equipped with e-Mist

Three essential developments achieve sustainable printing

The advance series is designed to support printers while reducing GHG (greenhouse gas) emissions. By means of three eco-conscious functions, the press reduces power consumption while printing and realizes stable feeder and delivery operation to cut wastepaper usage, thus both achieving reduced GHG emissions and high productivity.



Smart Inking Flow

An optimized roller arrangement backed by state-of-the-art analysis, not only ensures enhanced print quality through stable density control, but reduces exhaust heat and energy consumption by alleviating the load on the rotary drive.



DC blower

Komori's DC blower achieves both economic and eco-friendly operation while maintaining the high-level airflow needed to properly stabilize the sheet. It significantly reduces power consumption through low-energy operation and minimal heat generation, all in a compact and lightweight design.



e-Mist

Komori's revolutionary micro-mist system directly controls the humidity of the paper to combat the effect of static electricity. By controlling the humidification time, power consumption and water usage, the system keeps energy usage to a minimum. An added advantage is its enhancement of sheet alignment during delivery.

Unique Komori systems drastically reduce operator workload

All color measurement and control devices are originally developed by Komori. Thanks to the synergy between reliable manufacturing and the system, Thanks to Komori's world class control system, KHS-AI, color and register can be adjusted quickly, dramatically reducing job start-up time. In addition, intuitive operation and easy maintenance significantly reduces the burden on operators from detailed adjustments during production printing and daily maintenance work.

Improved operator efficiency through an improved interface

KID (Komori Information Display)

All necessary printing information is available on a single screen

The KID screen layout has been redesigned for enhanced operational efficiency. Now, all vital printing information is conveniently consolidated onto a single screen. Operators have visibility to inline quality inspections, density control, next job data, register, presets and more. There is no need to unnecessarily toggle between screens—our intuitive interface ensures that all essential data is easily accessible, optimizing operator workflow and productivity.

Operators on all levels can efficiently switch between jobs

All necessary data for a job including current job progress, estimated time remaining and timing of operator actions, can be visualized. Even inexperienced operators can efficiently navigate between jobs.

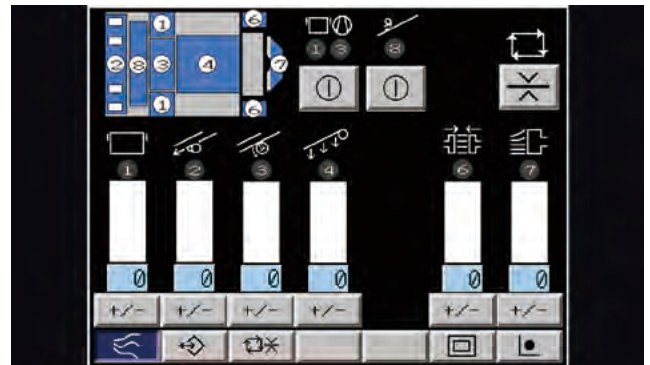


The KID screen that has significantly increased the amount of information on one screen

Automatically adjust optimal feeder air levels

Simple air presets

Presetting feeder and registration air levels allows optimal air levels to be adjusted at the touch of a button. This makes adjusting air levels for different types of paper, ensuring even inexperienced operators can efficiently load paper.



Maintenance Assistance and Operator Support


Reduces time spent on daily machine maintenance and adjustment work

Maintenance Assist

Streamlines two routine tasks by simply pressing a button.

- 1). Nip width can be verified by printing*
- 2). Automatically positions grease lubrication points

*Verify nip width between plate surface and form rollers and between form and vibrator rollers by printing.



Verification of nip width by printing

* Includes options.

Creating smart factories using CONNECTED AUTOMATION

The digital transformation is sweeping the print industry. Through Connected Automation will print providers be able to take advantage and arrive at the new smart factory model. Komori's key to Connected Automation and achieving the smart factory model is through use of Komori's KP-Connect Pro. The core of the system is "KP-Connect Pro," software that manages various devices and information in a unified manner to maximize productivity.

KP-Connect Basic

Visualizing printing press operations using IoT technology

KP-Connect visually analyzes and graphs real print operation data, helping to improve productivity.

KP-Connect Edge

Easy automation and visualization of Komori printing presses

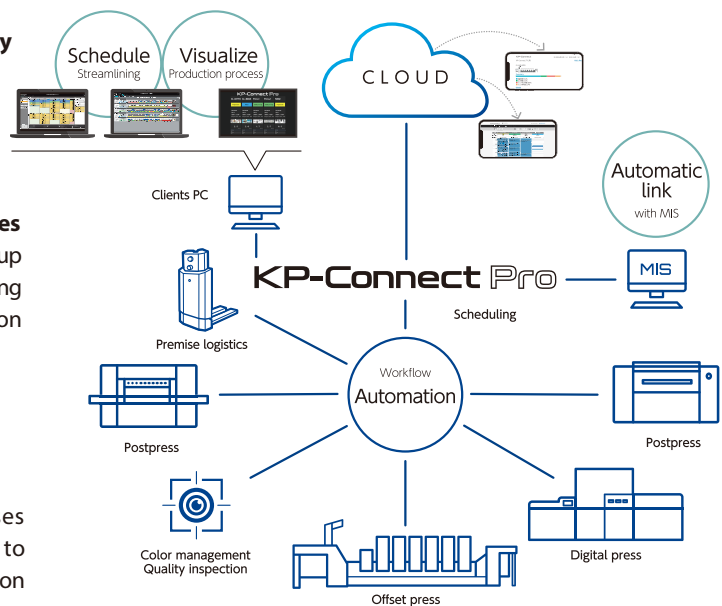
It supports the automatic operation of printing presses by linking up with the MIS (core system) of the printing company and automating the scheduling and setting up of the presses*. Various visualization functions streamline process management operations.

* Up to 10 Komori printing presses can be connected.

KP-Connect Pro

Links all devices, to visualize and optimize entire site

Monitor progress of all jobs at a glance, including presses manufactured by other companies from prepress through to postpress. Connected Automation, including MIS and production scheduling, increases overall site efficiency.



Three advantages of KP-Connect Pro


Visualization



Link production processes and monitor operations

- Print room operating status can be checked in real-time, even when off-site
- Operators can grasp the progress of connected processes and status of important materials such as plates and paper, for more efficient makeready
- Automatically create a variety of reports, using actual results data, helping to improve productivity

Automation



Automatic job linking between prepress, press and postpress

- Job information from the scheduler is automatically carried over to the press, reducing time spent on configuring complex settings
- Print operators can specify automatic output of printing plates without stopping production*

*1 Conditions may apply in regard to compatible manufacturers

Streamlining



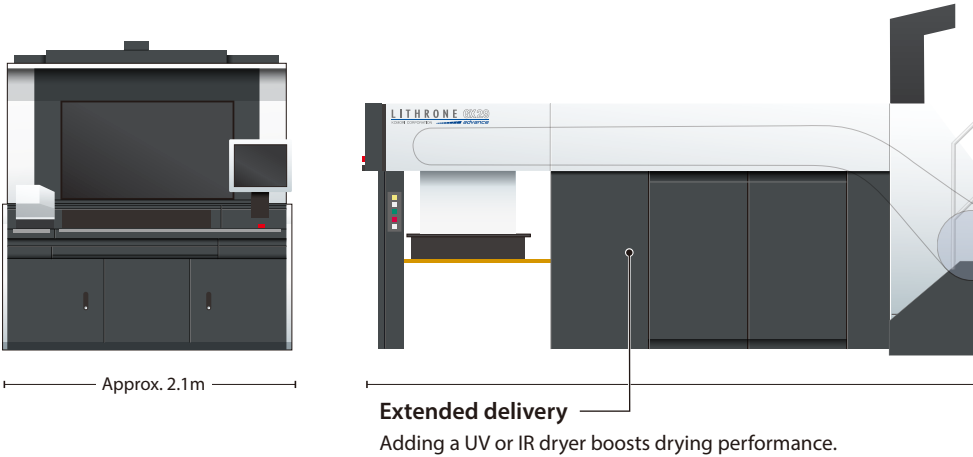
Digitalization of process management, for streamlining overall production

- Shifting from analogue methods (such as job tickets) to digitalization greatly reduces time spent on process management
- Automatically scheduling optimal job order, with less time spent on makeready and arrangements, for instance by prioritizing fast turnaround jobs, or grouping together jobs that use the same ink or paper size

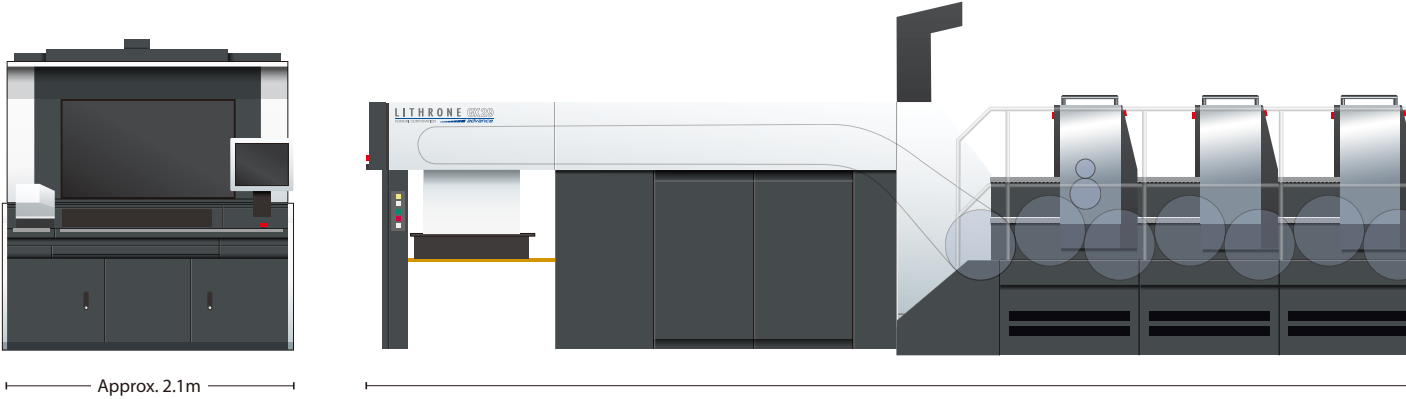
Examples of custom setups

LITHRONE GX29 advance (29" offset printing press)

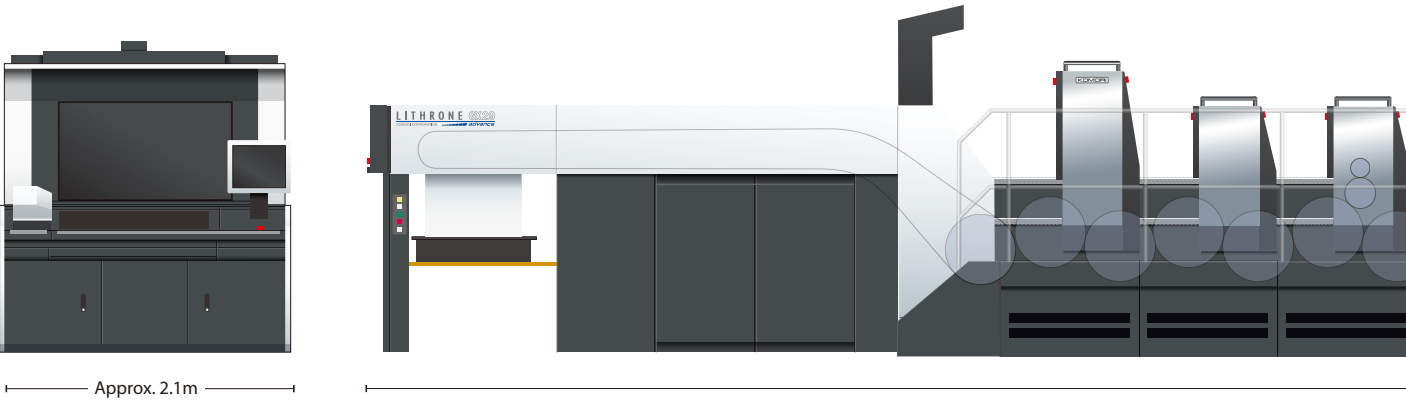
7-color with coater configuration (Example configuration: GLX-729A + Coater + Extended Delivery)

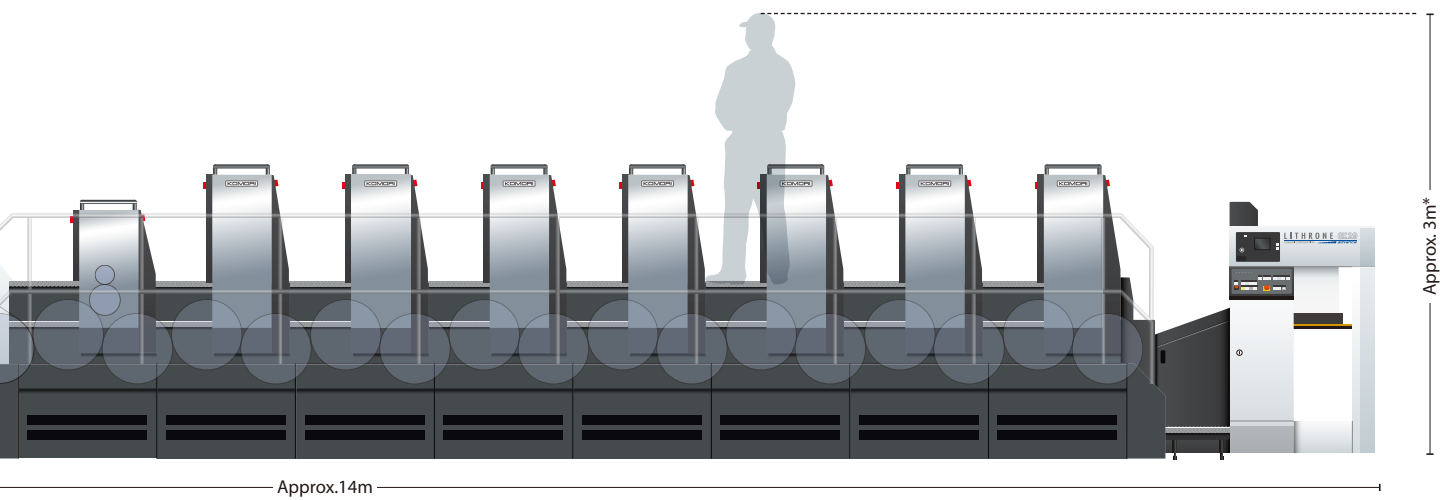


7-color with coater configuration (Example configuration: GLX-729A + C + DU + DU + C + Extended Delivery)

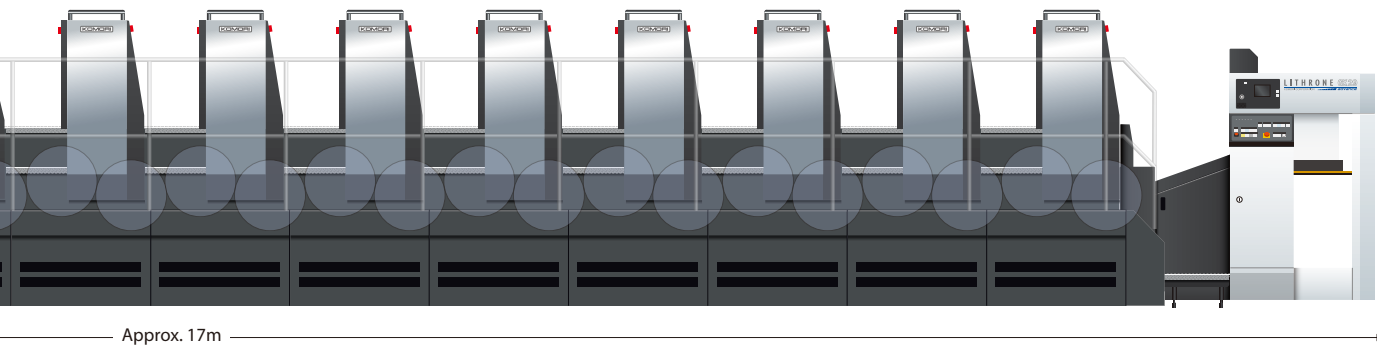
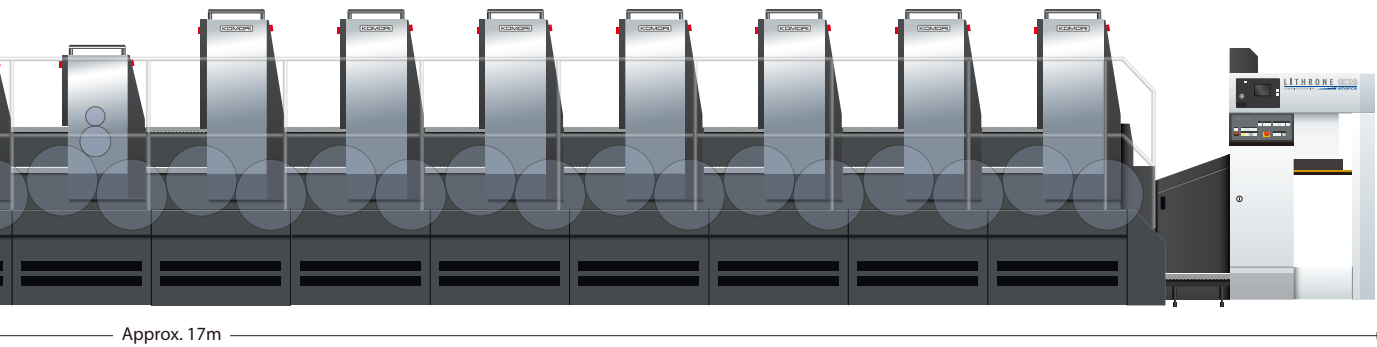


9-color with coater configuration (Example configuration: GLX-929A + C+ DU+ Extended Delivery)





* Assuming a standing, 180 cm tall operator. For machine dimensions, see specifications below.



Specifications

LITHRONE GX29 advance (29" Offset Printing Press) specifications									
Model				GLX-229A	GLX-429A	GLX-529A	GLX-629A	GLX-729A	GLX-829A
Number of colors				2	4	5	6	7	8
Max. printing speed		sph	16,500						15,000
Max. sheet size		mm (in)	610 × 750 (24 × 29.5)						
Min. sheet size		mm (in)	297 × 420 (11.7 × 16.5)						
Max. printing area		mm (in)	585 × 740 (23 × 29.1)						
Sheet thickness range		mm (in)	0.04 ~ 0.6 (0.0016 - 0.0236) [0.06 ~ 0.8 (0.0024 - 0.0315) Skeleton transfer cylinder specification]						
Plate size		mm (in)	660 × 760 (26 × 30)						
Blanket size		mm (in)	768 × 770 (30.2 × 30.3) [including aluminum bar]						
Feeder pile height		mm (in)	1,100 (43.3)						
Delivery pile height		mm (in)	1,100 (43.3)						
Dimensions	Length (L)*1	Standard	mm (ft)	6,195 (20'4")	8,155 (26'9")	9,140 (30')	10,120 (33'2")	11,100 (36'5")	12,080 (39'7")
	Width (W)	Standard	mm (ft)	3,484 (11'5")					
	Height (H)	Standard	mm (ft)	1,961 (6'5") [2,236 (7'4") : with cover open]					

*1 Total press length will differ depending on inclusion of options, such as double coaters or DU.

* Maximum printing speed may differ depending on chosen specifications and printing conditions.

* Performance and values may differ depending on specifications. Specifications are also subject to change due to product improvements or other reasons.

* Please contact a sales representative for information on specs not listed.

Note:

Komori reserves the right to change specifications on machines, without notice, to improve reliability, function or design. Komori is under no obligation arising from use that does not correspond to the standard safety measures for the product noted herein and other precautions. The technical information in this catalog constitutes an explanation of the representative operations of the product and grants no rights or license belonging to Komori Corporation or third parties. The photographs in this catalog include some special specifications. Additionally, specifications are current as April 2025 and, along with photographs, are subject to change at a later date due to product improvements.

KOMORI CORPORATION

11-1, Azumabashi 3-chome, Sumida-ku, Tokyo 130-8666, Japan Tel: +81-3-5608-7817~19 Fax: +81-3-3624-6955

<https://www.komori.com>



JQA - QM3657
JQA - FM3213
Komori Machinery Co., Ltd.

GLX-29A	en	CHN	12P	N01	1	May.2025	0.1K	KPE
---------	----	-----	-----	-----	---	----------	------	-----